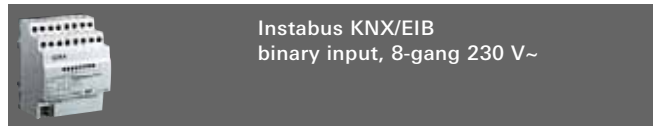


Order no.	Packing unit	PS
-----------	--------------	----



DRA plus	1069 00	1	26
----------	----------------	---	----

Product family: Input

Product type: Binary input, 8-gang

8-gang DRA binary input for the connection of 230 V contacts. The switching actions of 230 V contacts (e.g. automatic controllers/ buttons) are converted to Instabus telegrams. The 8 inputs can be assigned various functions or blocked independently of each other in the process. Up to 8 different RCD circuits are possible. Signal display via 8 yellow status LEDs possible.

Multi-phase connection.

Features which can be set via software:

- Free assignment of the functions for switching, dimming, blind and value transmitter to inputs 1 through 8 or pulse counters and switching counters to inputs 1 and 2
- Blocker for blocking individual inputs
- Behaviour when the bus voltage returns can be configured separately for each input
- Telegram rate limiting
- Switching function: two independent switching objects available for each input and can be released individually, command for leading and trailing edge can be set independently (ON, OFF, CHANGE, no reaction), cyclical transmission of the blocker depending on the edge or depending on the object value can be selected
- Dimming function: Single and double-surface operation, time between dimming and switching and dim-step size can be set, telegram repetition and stop-telegram transmission possible
- Blind function: Command can be set with rising edge (no function, UP, DOWN, CHANGE), operating concept can be configured (Step - Move - Step or Move - Step), time between step and moving mode can be set, slat adjustment time can be set
- Value transmitter and light scene auxiliary unit function: Edge (push button as NO contact, push button as NC contact, switch) and value with edge can be configured, value adjustment with push button by pressing and holding button for value transmitters possible, light scene auxiliary unit with memory function and saving of the scene without calling up previously is possible
- Temperature value transmitter and brightness value transmitter function: edge and value configurable, value adjustment with push button by pressing and holding button possible
- Pulse counter function: edge for pulse counting and interval time for counter status transfer can be configured, edge of the synchronisation signal for resetting the counter status and switching telegram when synchronisation signal arrives can be set
- Function of switching counter: Edge for counting the signals at the input and maximum counter reading selectable, increment for the counter reading output and telegram when the maximum counter reading is reached can be parameterised

Signal voltage: AC 0 V to 70 V for "0" signal
AC 90 V to 253 V for "1" signal

Number of inputs: 8

Input line: max. 100 m

Connections: Instabus via connection and branch terminal **0595 00**

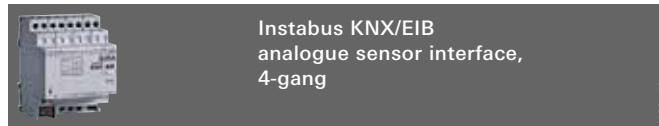
Screw terminals 0.75 to 4 mm²

Protection type: IP 20

Dimensions: DRA device, 4 depth modules

Instabus connection and branch terminal 0595 00 → Page 377.

Order no.	Packing unit	PS
-----------	--------------	----



DRA	1021 00	1	26
-----	----------------	---	----

Product family: Input

Product type: Analogue input, 4-gang

The 4-gang Instabus analogue sensor interface is used for registering and forwarding four analogue sensor signals. The analogue sensor interface requires the power supply **1024 00** for supply.

The following signals can be evaluated (can be set for each input with software):

Current signals: 0 – 20 mA

4 – 20 mA (with line-break monitoring)

Voltage signals: 0 – 1 V

0 – 10 V

Features which can be set via software:

- Each channel can be separately parameterised to the relevant input signal
- Behaviour after initialisation can be set
- Transmission criterion of the measurement value can be set
- Limit value/hysteresis and signal at limit value can be chosen for each channel

Number of inputs: 4

Ambient temperature: -5 °C to +45 °C

Protection type: IP 20

Dimensions: DRA device, 4 depth modules

Power supply 1024 00 → Page 358.

Dimming sensor 0 – 10 V 0572 00 → Page 410.

Brightness sensor 0 – 10 V 0576 00 → Page 410.

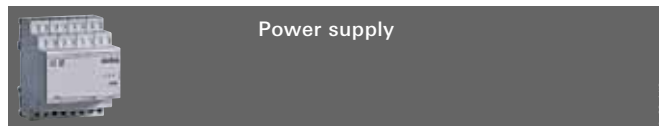
Temperature sensor 0 – 10 V 0577 00 → Page 410.

Rain sensor 0/10 V 0579 00 → Page 412.

Wind sensor 0 – 10 V with heating mechanism

0580 00 → Page 411.

Instabus connection and branch terminal 0595 00 → Page 377.



DRA	1024 00	1	26
-----	----------------	---	----

Power supply for the weather station and the in-built heating of the wind sensor 0 – 10 V, rain sensor 0/10 V etc.

Power supply: AC 230 V 50/60 Hz

Output voltage: AC 24 V

Rated current: 1 A

Connections: Screw terminals 0.5 to 4 mm² single-wire

Temperature range: -5 °C to +45 °C

Dimensions: DRA device, 4 depth modules

Instabus weather station Comfort 1010 00 → Page 359.

Instabus analogue sensor interface 1021 00 → Page 358.

Wind sensor 0 – 10 V with heating mechanism

0580 00 → Page 411.

Rain sensor 0/10 V 0579 00 → Page 412.